

1 2 3 4 5 6

A

A

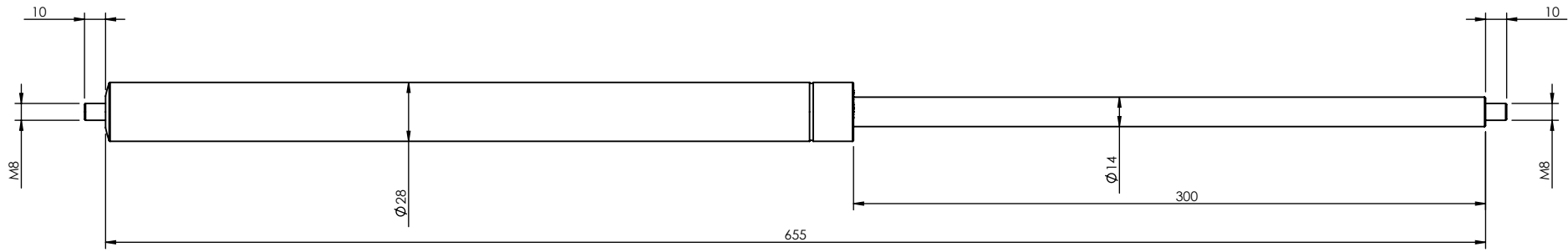

B

B

C

C

D

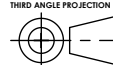


Unless otherwise specified: All dimensions are in millimeters & include chem. applied/plated finish. Remove Burrs & sharp edges.

CONFIDENTIAL: THIS DOCUMENT AND THE INFORMATION CONTAINED IN IT ARE CONFIDENTIAL, AND CANNOT BE COPIED OR DISCLOSED IN WHOLE OR IN PART WITHOUT THE EXPRESS WRITTEN CONSENT OF BRIMOTECH SOLUTIONS BY HOLLAND

Tolerance according to NEN-ISO 406  
 Roughness according to NEN 3634  
 Shape tolerance according to NEN-ISO 1101

Nominal size (mm)	dim variation (mm)
0 - 0.25	±0.03
0.25 - 0.5	±0.04
0.5 - 1	±0.05
1 - 1.5	±0.06
1.5 - 2	±0.07
2 - 3	±0.08
3 - 4	±0.09
4 - 5	±0.10
5 - 6	±0.11
6 - 8	±0.12
8 - 10	±0.13
10 - 15	±0.15
15 - 20	±0.18
20 - 30	±0.22
30 - 40	±0.25
40 - 50	±0.28
50 - 60	±0.30
60 - 80	±0.35
80 - 100	±0.40
100 - 150	±0.50
150 - 200	±0.60



General tolerance on gas springs and dampers ±0.2mm

**Brimotech**  
 solutions

Brimotech Solutions BV  
 Koperstraat 4 8211 AK Lelystad  
 T: +31 (0)320 769103 F: +31 (0)84 8317577  
 The Netherlands

Info@brimotech.nl  
 www.brimotech.nl

Part number: **10520014**

Description: Gas spring stroke 300mm

Add. info: -  
 Material: Steel  
 Finish: RAL9005  
 Configuration: **Open force [100N - 2500N]**  
 Weight: 722.05 Gram  
 Drawing: 10520014 **F1 Force: ....N**  
 Project no:  
 Revision:

Date last saved: 11-6-2018  
 Date created: 9-5-2012  
 DXF/STEP available on request  
 Scale: 1:3

Size **A4**  
 Drawn by: M. Brokkaar

1 2 3 4 5 6